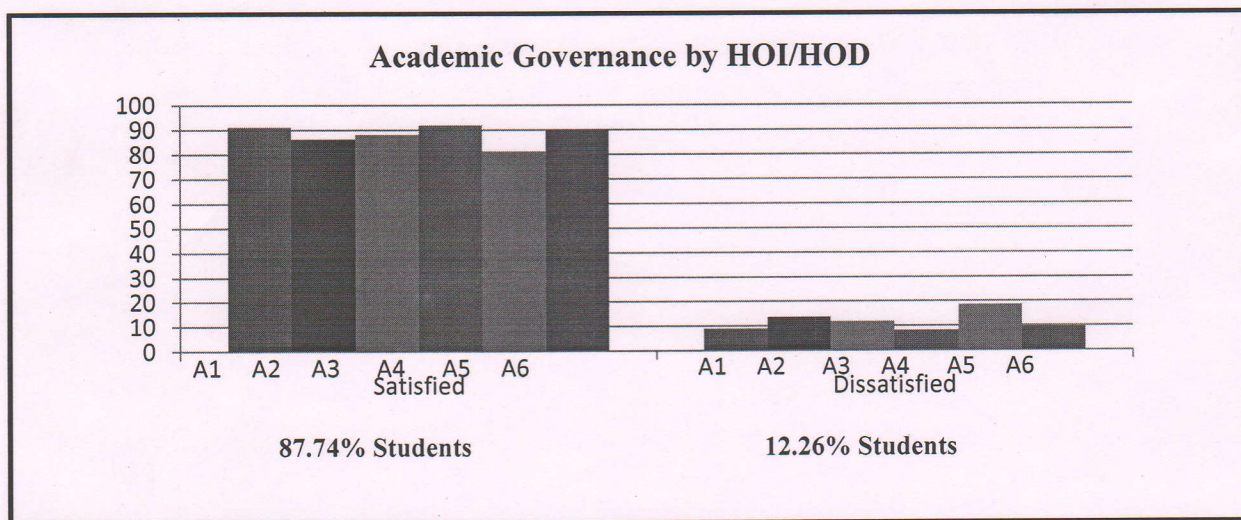


**Internal Quality Assurance Cell- IQAC**  
**Student Satisfaction Survey Graphical Analysis- 2018- 19**

**Academic Criteria**

**A-Academic Governance by HOI/HOD**

Range	A1	A2	A3	A4	A5	A6	Rating
0	0	0	0	0	0	0	
1	16	16	19	10	25	15	
2	18	36	26	21	46	22	
3	66	86	102	77	77	66	
4	150	150	140	145	147	127	
5	130	92	93	127	85	150	
<b>G. Total</b>	<b>380</b>	<b>380</b>	<b>380</b>	<b>380</b>	<b>380</b>	<b>380</b>	<b>Average</b>
<b>Satisfied</b>	<b>91.05</b>	<b>86.32</b>	<b>88.16</b>	<b>91.84</b>	<b>81.32</b>	<b>90.26</b>	<b>87.74</b>
<b>Dissatisfied</b>	<b>8.95</b>	<b>13.68</b>	<b>11.84</b>	<b>8.16</b>	<b>18.68</b>	<b>9.74</b>	<b>12.26</b>



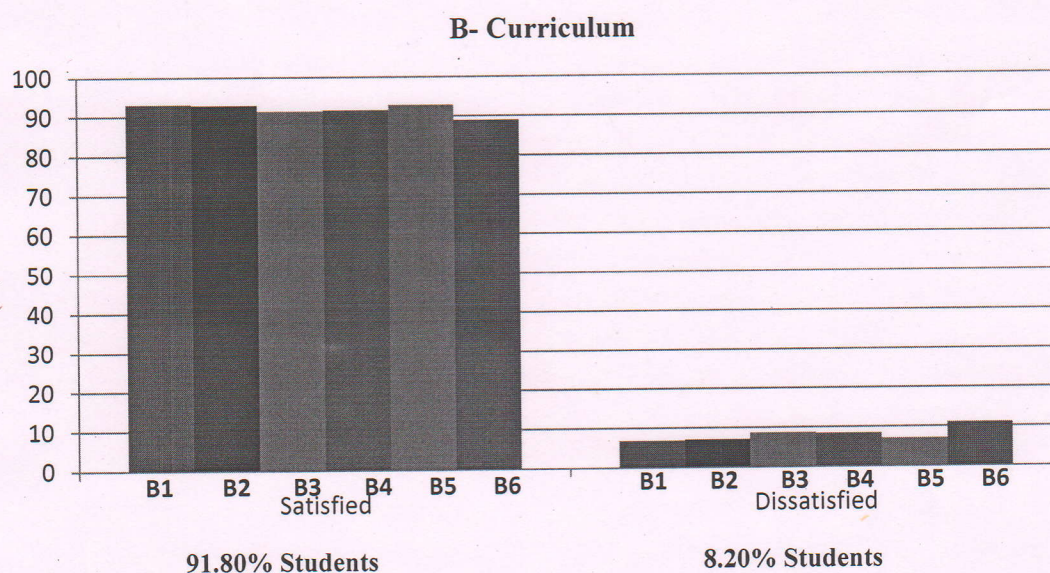
<b>A1</b>	Does the Institute provide written information in advance about the aims, objectives, learning outcomes, and methods of assessment of the Program?
<b>A2</b>	Is the Institute providing a healthy learning environment in which scholarly and creative achievements are nurtured?
<b>A3</b>	Is fairness and transparency in all Academic decisions maintained?
<b>A4</b>	Proper assistance / guidance are given at the time of Admission / Registration
<b>A5</b>	Are student's opinions and grievances regarding academic and extra academic matters treated properly?
<b>A6</b>	Are you well attended by your HOI/HOD/faculty/Mentor in case you have any problem?

**IQAC Analysis:** - 87.74% students are satisfied with the governance including proper assistance/guidance provided in the department. 12.26% students are demanding improvement in handling grievances and resolving it timely by HOI/HOD. IQAC will work towards closing this gap.



## B- Curriculum

Range	B1	B2	B3	B4	B5	B6	Rating
0	0	0	1	0	0	0	
1	11	7	11	8	8	18	
2	15	20	21	24	19	24	
3	68	99	100	103	78	97	
4	170	169	158	150	161	137	
5	116	85	89	95	114	104	
<b>G. Total</b>	<b>380</b>	<b>380</b>	<b>380</b>	<b>380</b>	<b>380</b>	<b>380</b>	<b>Average</b>
<b>Satisfied</b>	<b>93.16</b>	<b>92.89</b>	<b>91.32</b>	<b>91.58</b>	<b>92.89</b>	<b>88.95</b>	<b>91.80</b>
<b>Dissatisfied</b>	<b>6.84</b>	<b>7.11</b>	<b>8.68</b>	<b>8.42</b>	<b>7.11</b>	<b>11.05</b>	<b>8.20</b>



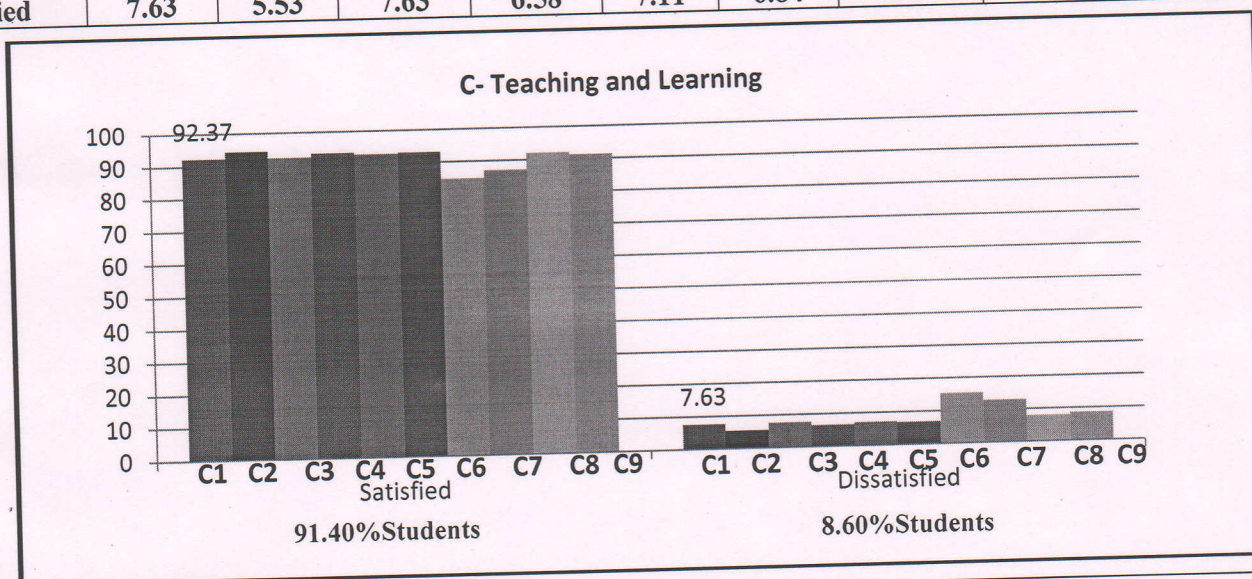
<b>B1</b>	Curriculum is structured, comprehensive, relevant and arranged properly.
<b>B2</b>	Curriculum is effective in enhancing team-work.
<b>B3</b>	Curriculum is effective in developing analytical and problem solving skills.
<b>B4</b>	Curriculum is effective in enhancing constructive learning.
<b>B5</b>	Curriculum is effective in developing ICT & communication Skills.
<b>B6</b>	Curriculum has relevance to real life situations, reflects current trends and practices in the respective disciplines.

**IQAC Analysis:** - 91.80% students found curriculum to be very effective in enhancing team work, developing analytical skills, constructive learning. It shows a marked improvement w.r.t last year feedback. IQAC has suggested HOD and HOIs to organize interactive sessions for faculties and students with eminent intellectuals of their domain and industry representatives to further enrich the curriculum without losing its core essence.



### C- Teaching - Learning

Range	C1	C2	C3	C4	C5	C6	C7	C8	C9	Rating
0	0	0	0	0	0	0	0	1	1	
1	6	4	11	7	8	3	22	15	10	
2	23	17	18	18	19	23	36	33	19	
3	65	65	79	88	70	92	90	90	79	
4	155	166	134	143	162	134	116	136	133	
5	131	128	138	124	121	128	116	105	138	
<b>G.Total</b>	<b>380</b>	<b>380</b>	<b>380</b>	<b>380</b>	<b>380</b>	<b>380</b>	<b>380</b>	<b>380</b>	<b>380</b>	<b>Average</b>
<b>Satisfied</b>	<b>92.37</b>	<b>94.47</b>	<b>92.37</b>	<b>93.42</b>	<b>92.89</b>	<b>93.16</b>	<b>84.74</b>	<b>87.11</b>	<b>92.11</b>	<b>91.40</b>
<b>Dissatisfied</b>	<b>7.63</b>	<b>5.53</b>	<b>7.63</b>	<b>6.58</b>	<b>7.11</b>	<b>6.84</b>	<b>15.26</b>	<b>12.89</b>	<b>7.89</b>	<b>8.60</b>



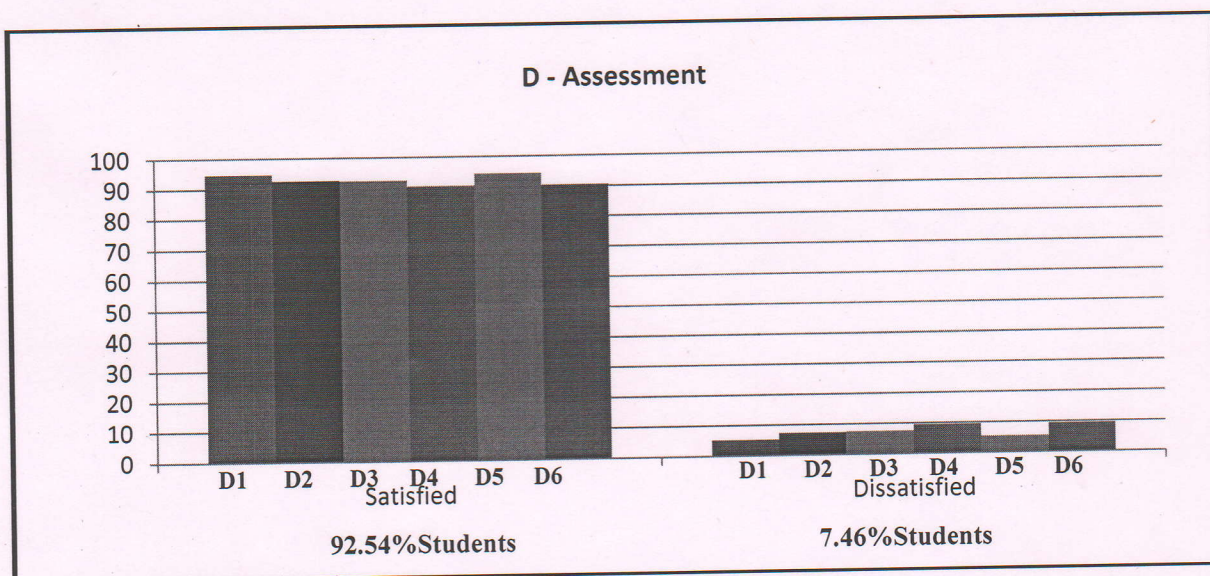
C1	Session Plan is evenly covering the whole syllabus.
C2	Faculty comes well prepared for the class.
C3	Faculties provide additional practical examples from real life situations apart from the textbook.
C4	Faculty gives an updated list of study material for reference i.e. textbooks / journals / magazines etc.
C5	Teaching-learning approach is interactive and supportive and digital teaching aids are used.
C6	Diverse teaching-learning methods like group discussion, class discussion, case study etc. are adopted to achieve intended learning outcomes.
C7	Field interaction/ Guest lecturers / Lab session / Industrial visits, if applicable, are sufficient to cover the syllabus.
C8	Do the faculty motivate you to apply for parents and funded projects?
C9	Session Plan is evenly covering the whole syllabus.

**IQAC Analysis:** - 91.40% are satisfied with Teaching and Learning system of the University as it shows an improvement in comparison to previous years data. 12.84% of students are of the opinion that more diverse teaching-learning methods should be adopted. IQAC will suggest this to HOIs / HODs.



### D – Assessment/Continuous Evaluation/Examination

Range	D1	D2	D3	D4	D5	D6	Rating
0	0	0	0	0	0	3	
1	8	7	5	13	11	18	
2	12	21	24	23	10	15	
3	74	73	87	88	67	76	
4	158	162	142	136	132	125	
5	128	117	122	120	160	143	
<b>G.Total</b>	380	380	380	380	380	380	<b>Average</b>
<b>Satisfied</b>	<b>94.74</b>	<b>92.63</b>	<b>92.37</b>	<b>90.53</b>	<b>94.47</b>	<b>90.53</b>	<b>92.54</b>
<b>Dissatisfied</b>	<b>5.26</b>	<b>7.37</b>	<b>7.63</b>	<b>9.47</b>	<b>5.53</b>	<b>9.47</b>	<b>7.46</b>



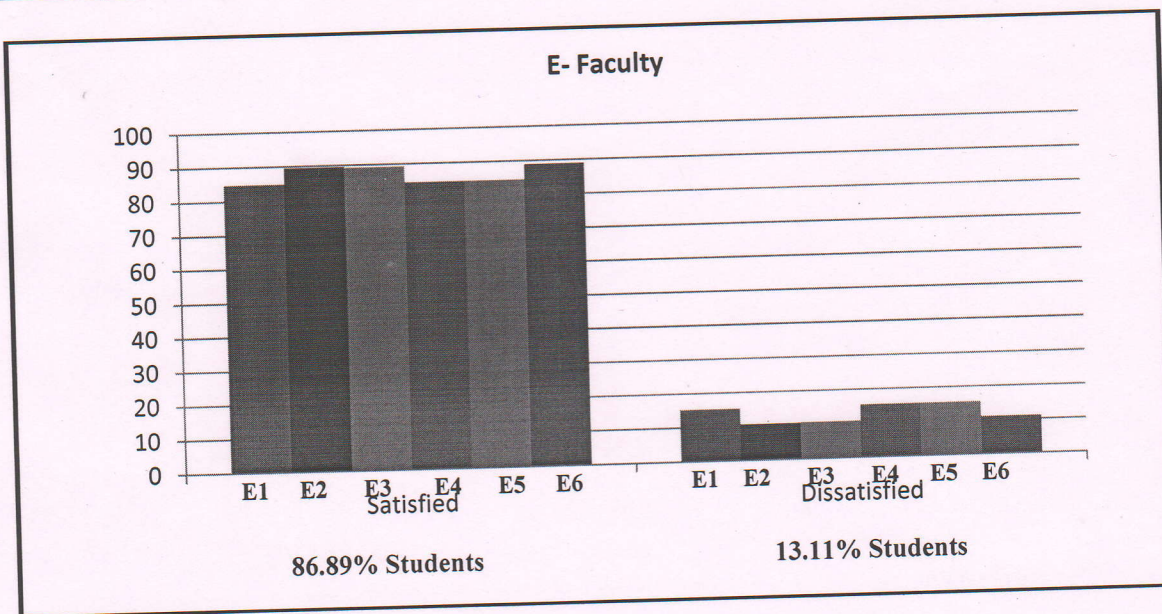
<b>D1</b>	Frequency, methods and criteria of assessment, including the grading criteria are clearly communicated to students on the commencement of the term/semester.
<b>D2</b>	Assignment / Projects given are relevant, useful and help in improving the understanding and application of the subject matter.
<b>D3</b>	Is fair and timely feedback provided on each assessment before the next one?
<b>D4</b>	The Internal evaluation system as it exists is effective, without any discrimination and prejudices.
<b>D5</b>	Examinations are conducted in a Fair, disciplined and organized manner.
<b>D6</b>	Are you provided timely intimation and proper guidance in case of Reappear in any examination by the department?

**IQAC Analysis:** - 92.54% students are satisfied with the assessment which shows a marked improvement from last year data. 7.46% of students are still of the opinion that improvement is required in the internal evaluation system. IQAC will suggest the matter to the HOIs / HODs for unbiased internal evaluation.



### E- Faculty

Range	E1	E2	E3	E4	E5	E6	Rating
0	0	0	1	0	0	0	
1	22	14	18	20	32	18	
2	36	26	22	39	27	24	
3	74	64	84	75	74	86	
4	127	152	147	123	138	136	
5	121	124	108	123	109	116	
<b>G.Total</b>	<b>380</b>	<b>380</b>	<b>380</b>	<b>380</b>	<b>380</b>	<b>380</b>	<b>Average</b>
<b>Satisfied</b>	<b>84.74</b>	<b>89.47</b>	<b>89.21</b>	<b>84.47</b>	<b>84.47</b>	<b>88.95</b>	<b>86.89</b>
<b>Dissatisfied</b>	<b>15.26</b>	<b>10.53</b>	<b>10.79</b>	<b>15.53</b>	<b>15.53</b>	<b>11.05</b>	<b>13.11</b>



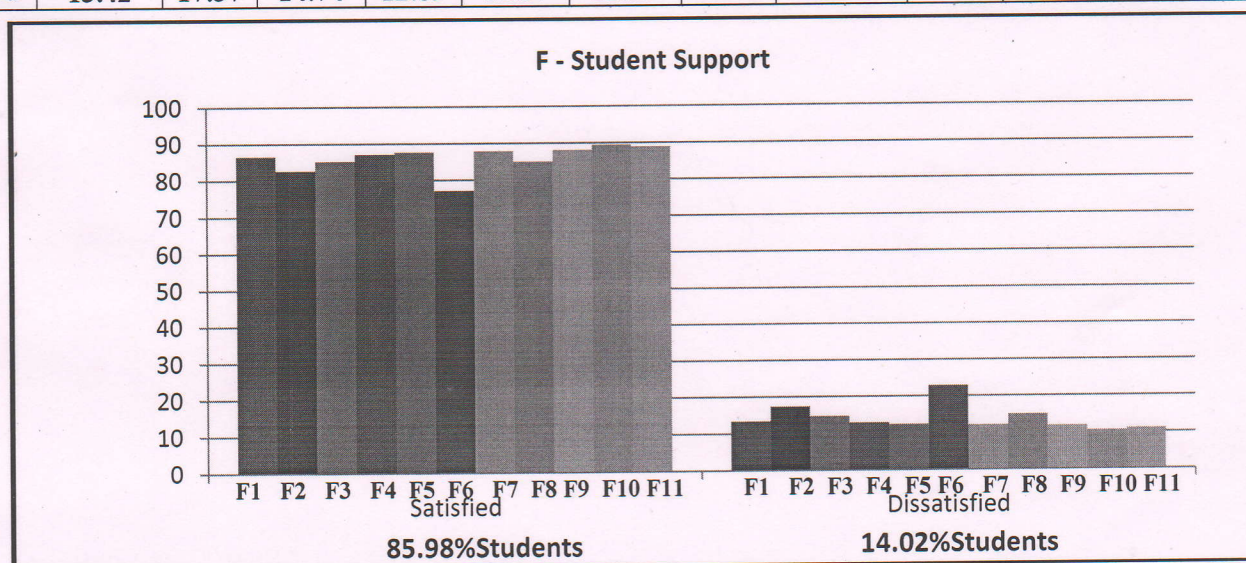
<b>E1</b>	Number of faculties is adequate.
<b>E2</b>	Instructor/Faculty has been regular throughout the course.
<b>E3</b>	Are faculties fair, transparent, objective and just?
<b>E4</b>	Do all faculty upload the attendance within 24 hrs of the class held?
<b>E5</b>	Would you like to do another course with these faculties or recommend these faculties to other students for doing the course?
<b>E6</b>	Are faculty members aware and responsive to students learning difficulties?

**IQAC Analysis:** - 86.98% students are satisfied with the faculty at AUH. IQAC will monitor the teaching learning process for further enhancement.



## F - Student Support

Range	F1	F2	F3	F4	F5	F6	F7	F8	F9	F10	F11	Rating
0	0	0	1	0	1	2	1	1	1	0	0	
1	14	29	19	14	17	42	18	29	23	19	15	
2	37	37	36	35	29	43	27	27	21	21	27	
3	76	96	103	84	99	92	93	106	83	92	77	
4	136	135	134	138	137	122	141	122	146	128	147	
5	117	83	87	109	97	79	100	95	106	120	114	
<b>G.Total</b>	380	380	380	380	380	380	380	380	380	380	380	<b>Average</b>
<b>Satisfied</b>	<b>86.58</b>	<b>82.63</b>	<b>85.26</b>	<b>87.11</b>	<b>87.63</b>	<b>77.11</b>	<b>87.89</b>	<b>85.00</b>	<b>88.16</b>	<b>89.47</b>	<b>88.95</b>	<b>68.65</b>
<b>Dissatisfied</b>	<b>13.42</b>	<b>17.37</b>	<b>14.74</b>	<b>12.89</b>	<b>12.37</b>	<b>22.89</b>	<b>12.11</b>	<b>15.00</b>	<b>11.84</b>	<b>10.53</b>	<b>11.05</b>	<b>31.35</b>



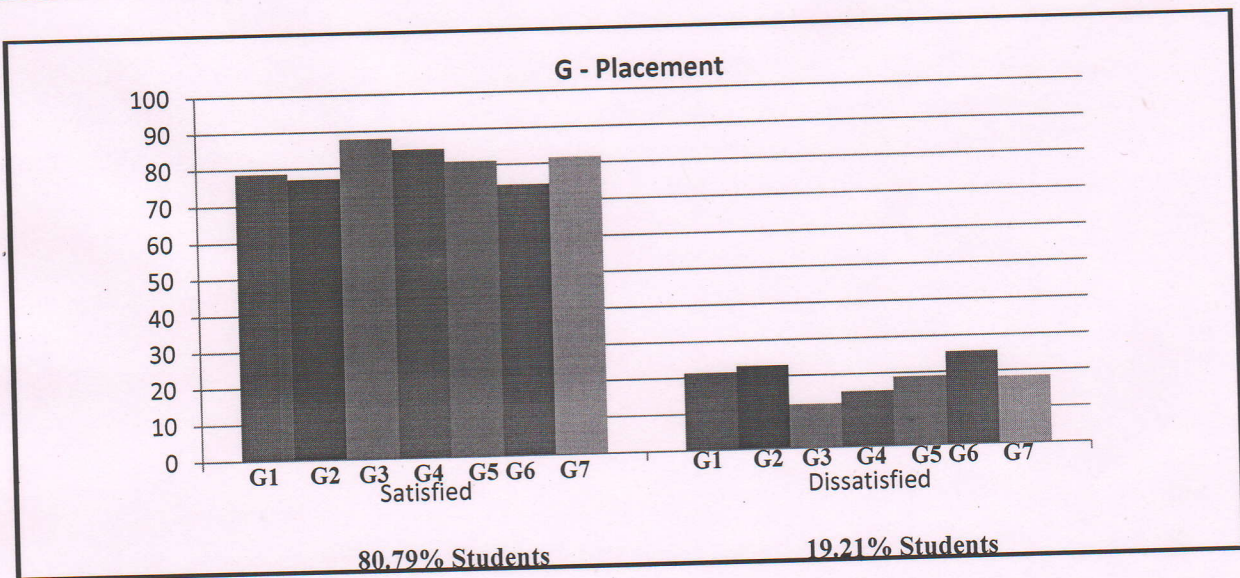
<b>F1</b>	Is there an arrangement to provide guidance and counseling for academic improvement?
<b>F2</b>	Is special care given to weak students and are the teachers able to identify your weaknesses and help you to overcome them?
<b>F3</b>	Is there an arrangement to provide remedial and diagnostic teaching for academic improvement?
<b>F4</b>	The students are encouraged to involve in co-and extra- curricular activities.
<b>F5</b>	There are opportunities and students are encouraged to get involved with community services.
<b>F6</b>	Are you aware of the single window help for any grievance academic & non-academic?
<b>F7</b>	Do teachers inform you about your expected competencies, course outcomes and programme outcomes?
<b>F8</b>	In case grievance is not resolved timely, does the institute / department take any follow up action with the single window?
<b>F9</b>	Is mentor mentee programme being conducted regularly?
<b>F10</b>	Have you been counseled by your mentor on any problematic issue faced by you?
<b>F11</b>	Does your mentor do a necessary follow up with an assigned task to you?

**IQAC Analysis:** - 85.98% students are satisfied and 14.02% of students are of the opinion that more remedial and diagnostic arrangement should be provided. IQAC will present this feedback to Dean office for further improvement.



**G - Placement**

Range	G1	G2	G3	G4	G5	G6	G7	Rating
0	1	1	1	0	0	0	0	
1	37	38	21	29	35	52	38	
2	43	48	24	29	37	45	32	
3	85	103	107	85	90	106	80	
4	112	118	123	135	130	98	133	
5	102	72	104	102	88	79	97	
<b>G.Total</b>	380	380	380	380	380	380	380	<b>Average</b>
<b>Satisfied</b>	<b>78.68</b>	<b>77.11</b>	<b>87.89</b>	<b>84.74</b>	<b>81.05</b>	<b>74.47</b>	<b>81.58</b>	<b>80.79</b>
<b>Dissatisfied</b>	<b>21.32</b>	<b>22.89</b>	<b>12.11</b>	<b>15.26</b>	<b>18.95</b>	<b>25.53</b>	<b>18.42</b>	<b>19.21</b>



<b>G1</b>	Companies visiting the campus are intimated to students timely during Summer internship and Placements.
<b>G2</b>	There is proper intimation about the criteria of Short listing.
<b>G3</b>	Selection process is Fair/ Unbiased.
<b>G4</b>	Does the institute take active interest in promoting internship, students exchange and field visit opportunities for students?
<b>G5</b>	Industry feedback is given to students in time.
<b>G6</b>	Are Mock interviews & GD's conducted before companies visit the campus?
<b>G7</b>	Do institute / teachers make efforts to include soft skills, life skills and employability skills to make you ready for the world of work?

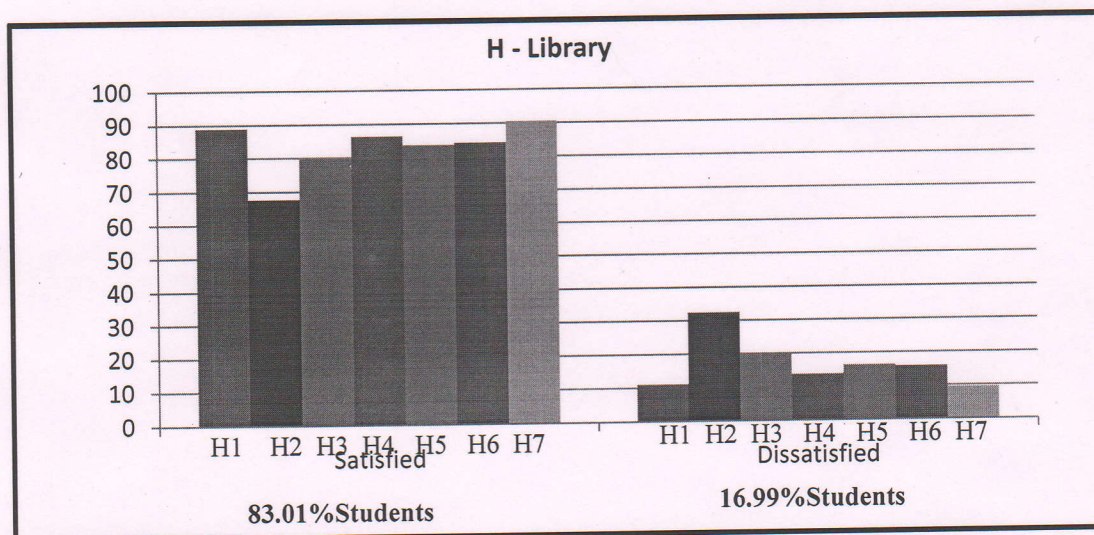
**IQAC Analysis:** - 80.79% students are satisfied with the Placement. To further improve the status IQAC will give suggestions to CRC to conduct more Mock interviews & GD's to make them industry ready.



## ADMINISTRATIVE CRITERIA

### H – Library

Range	H1	H2	H3	H4	H5	H6	H7	Rating
0	0	1	0	0	0	1	0	
1	25	78	39	26	26	23	18	
2	17	44	38	26	36	36	18	
3	71	75	84	114	105	95	68	
4	130	108	126	125	123	135	138	
5	137	74	93	89	90	90	138	
<b>G.Total</b>	<b>380</b>	<b>380</b>	<b>380</b>	<b>380</b>	<b>380</b>	<b>380</b>	<b>380</b>	<b>Average</b>
<b>Satisfied</b>	<b>88.95</b>	<b>67.63</b>	<b>79.74</b>	<b>86.32</b>	<b>83.68</b>	<b>84.21</b>	<b>90.53</b>	<b>83.01</b>
<b>Dissatisfied</b>	<b>11.05</b>	<b>32.37</b>	<b>20.26</b>	<b>13.68</b>	<b>16.32</b>	<b>15.79</b>	<b>9.47</b>	<b>16.99</b>



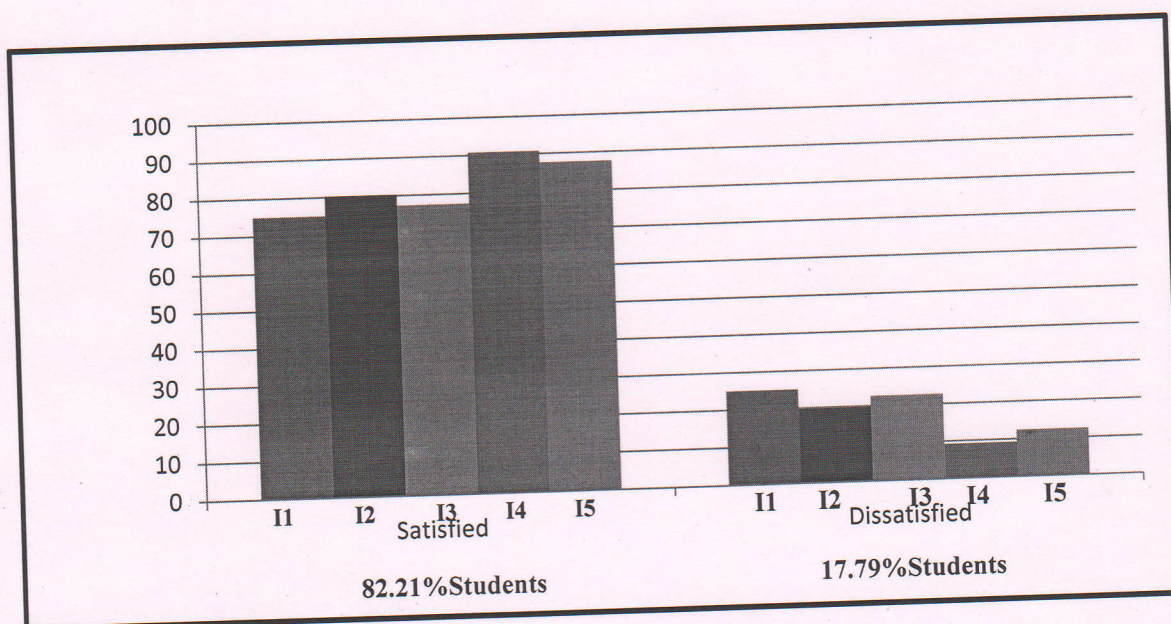
<b>H1</b>	Is Internet facility available for downloading or reading study material?
<b>H2</b>	Is a photocopier available in the library?
<b>H3</b>	Is there proper availability of updated Text books/ Reference books / General Knowledge books/ Common Entrance Exam books?
<b>H4</b>	Are appropriate ICT-mediated reference materials available in the library?
<b>H5</b>	There is proper availability of National / International Journals, duly updated.
<b>H6</b>	There is easy accessibility to e-resources.
<b>H7</b>	Library timings are adequate.

**IQAC Analysis:** - 75.02% students are satisfied with Library services. IQAC will ensure further improvement in library services to bring it at par with best practices of other libraries.



**I – Institutional Structures**

Range	I1	I2	I3	I4	I5	Rating
0	0	1	0	0	0	
1	53	40	45	15	21	
2	42	34	41	20	26	
3	66	79	94	55	72	
4	112	135	118	147	141	
5	107	91	82	143	120	
<b>G.Total</b>	380	380	380	380	380	<b>Average</b>
<b>Satisfied</b>	<b>75.00</b>	<b>80.26</b>	<b>77.37</b>	<b>90.79</b>	<b>87.63</b>	<b>82.21</b>
<b>Dissatisfied</b>	<b>25.00</b>	<b>19.74</b>	<b>22.63</b>	<b>9.21</b>	<b>12.37</b>	<b>17.79</b>



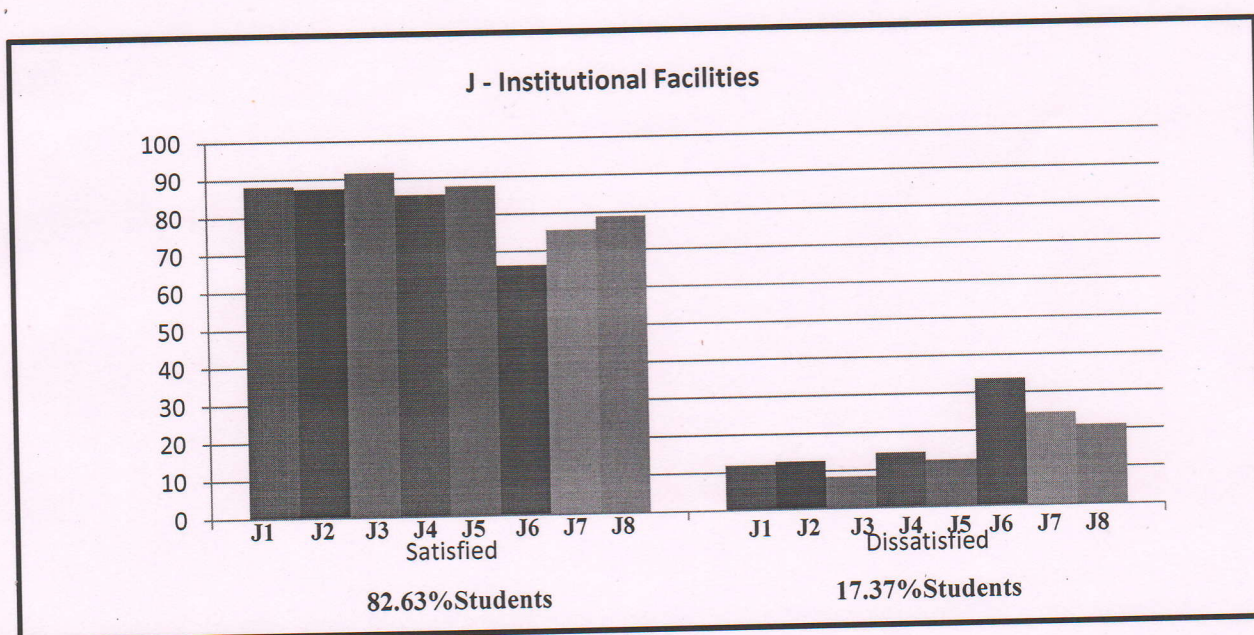
<b>I1</b>	Classrooms are equipped with LCD projectors to facilitate teaching and learning.
<b>I2</b>	Are the laboratories properly maintained for healthy teaching and learning?
<b>I3</b>	Do the labs possess all the necessary software / testing materials/ equipments to cover the syllabus?
<b>I4</b>	The auditoriums and Seminar Halls are well spaced, well equipped and well maintained.
<b>I5</b>	Are the computer labs accessible as and when required?

**IQAC Analysis:** - 82.21% students are satisfied with physical facilities at AUH. Students are of the opinion that more LCD projectors, necessary software / testing materials/ equipments should be provided for better learning experience. IQAC will share the feedback with HOI/HODs for necessary action.



## J - Institutional Facilities

Range	J1	J2	J3	J4	J5	J6	J7	J8	Rating
0	0	0	0	0	0	0	1	1	
1	23	24	20	21	20	67	51	42	
2	22	24	12	34	27	61	41	37	
3	68	76	67	63	84	82	75	98	
4	143	165	145	160	144	87	109	112	
5	124	91	136	102	105	83	103	90	
<b>G.Total</b>	380	380	380	380	380	380	380	380	<b>Average</b>
<b>Satisfied</b>	<b>88.16</b>	<b>87.37</b>	<b>91.58</b>	<b>85.53</b>	<b>87.63</b>	<b>66.32</b>	<b>75.53</b>	<b>78.95</b>	<b>82.63</b>
<b>Dissatisfied</b>	<b>11.84</b>	<b>12.63</b>	<b>8.42</b>	<b>14.47</b>	<b>12.37</b>	<b>33.68</b>	<b>24.47</b>	<b>21.05</b>	<b>17.37</b>

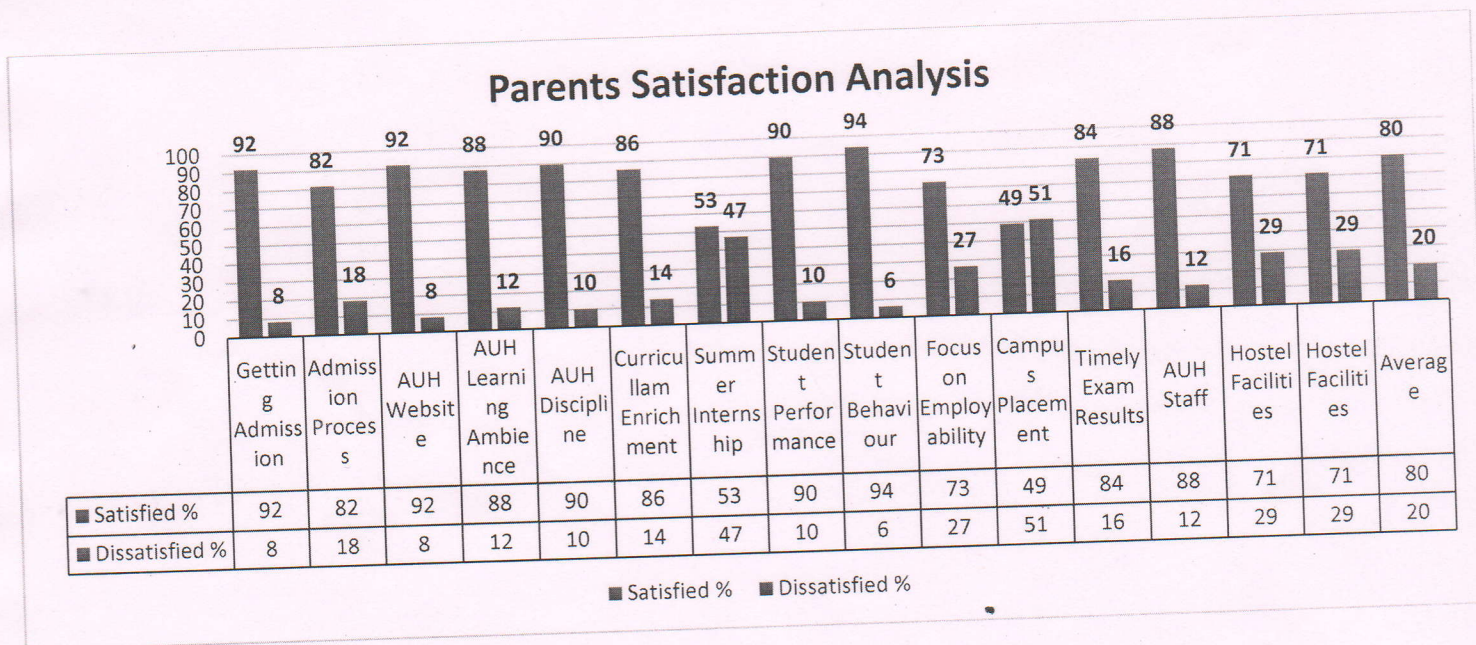


<b>J1</b>	Supporting staffs in the laboratories and fields are adequate, efficient and supportive.
<b>J2</b>	Adequate office room facilities along with relevant equipments and competent manpower are available to support the students' need.
<b>J3</b>	Inter and Intra Institutional activities / events / games are organised in your institution.
<b>J4</b>	There is cleanliness and proper maintenance of classrooms / washrooms / common areas.
<b>J5</b>	Are Indoor and Outdoor Sports facilities adequate?
<b>J6</b>	Quality of food provided in cafeterias is good and hygienic.
<b>J7</b>	Are you provided with 24*7 internet facility?
<b>J8</b>	There is timely Redressal of IT related problems.

**IQAC Analysis:** - 82.63% students are satisfied. To remove the gap IQAC will present the report to the concerned for providing more sports and recreational facilities. IQAC will periodically audit the mess and cafeterias for improving the services and resolving student's issues on food.



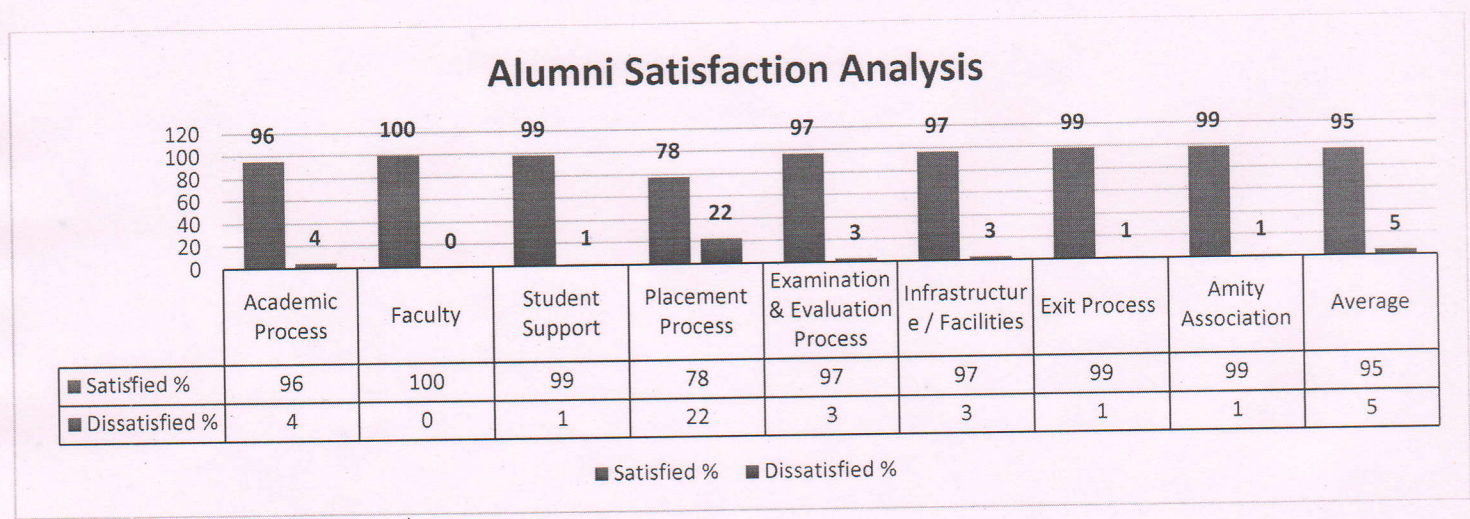
## Internal Quality Assurance Cell- IQAC Parents Satisfaction Survey Graphical Analysis- 2018- 19



**IQAC Analysis:** - 80 % Parents are Satisfied. Concerned areas are Summer Internship, Campus Placement, Employability and Hostel Facilities. IQAC will take up the matter with concerned departments to resolve parent's issues.



**Internal Quality Assurance Cell- IQAC  
Alumni Satisfaction Survey Graphical Analysis- 2018- 19**



**IQAC Analysis:** - 95 % Alumni are Satisfied. IQAC will give suggestions to CRC to conduct more Mock interviews & GD's to make them industry ready.